


- UPDATED VERSION OF THE RCA2600
- SHARPER ANTI-ALIASED DISPLAY
- NEW DUAL PROCESSOR BOARD
- PITCH SYNC OPTION
- 360 DEGREES OF PITCH AND ROLL
- MULTI-VOLT OPERATION (9 TO 32 VOLTS)
- VIBRATION RESISTANT
- FITS STANDARD PANEL CUTOUT
- TOTALLY SELF-CONTAINED
- ALL DIGITAL - NO MOVING PARTS
- 3 AND 2 INCH MODELS AVAILABLE
- ADJUSTABLE BRIGHTNESS
- BLACK ANODIZED BEZEL
- LIGHTWEIGHT 2"= 4.5oz. & 3"= 6.5oz.
- FAA CERTIFIED

2 YEAR WARRANTY!



RCA2610-3

**WITH
PITCH
SYNC**



RCA2610-2

The **RCA2610** is the updated version of the popular **RCA2600** Electric Digital Attitude Indicator. The new version has the same form, fit, and function as the original but has dual processors, improved screen resolution and updated software. The optional Pitch Sync feature allows pilots to instantly synchronize the airplane symbol to the horizon line when flying in a pitch up or pitch down attitude.

We also offer the **RCA2610-G** version that comes without the Pitch Sync feature which functions like the original model with the brightness controls only. Order: **RCA2610-3-G** (3 inch) or **RCA2610-2-G** (2 inch).

The **RCA2610** is designed to handle the high vibration environment found on helicopters and yet, their light weight makes them perfect for soaring. This makes the **RCA2610** the most versatile and dependable Digital AI on the market today. With no moving parts to wear out, this instrument will provide years of reliable service - that's why we include a full two-year warranty!

All **RCA2610** models can be ordered with an optional **slip indicator** (inclinometer) (Order P/N 444-0010-01) which satisfies FAA AC 91-75 for even greater versatility.

The **panel tilt angle** can be set from 0 to 90 degrees in one degree increments.

The Pitch Sync feature does not compensate for incorrect panel tilt.

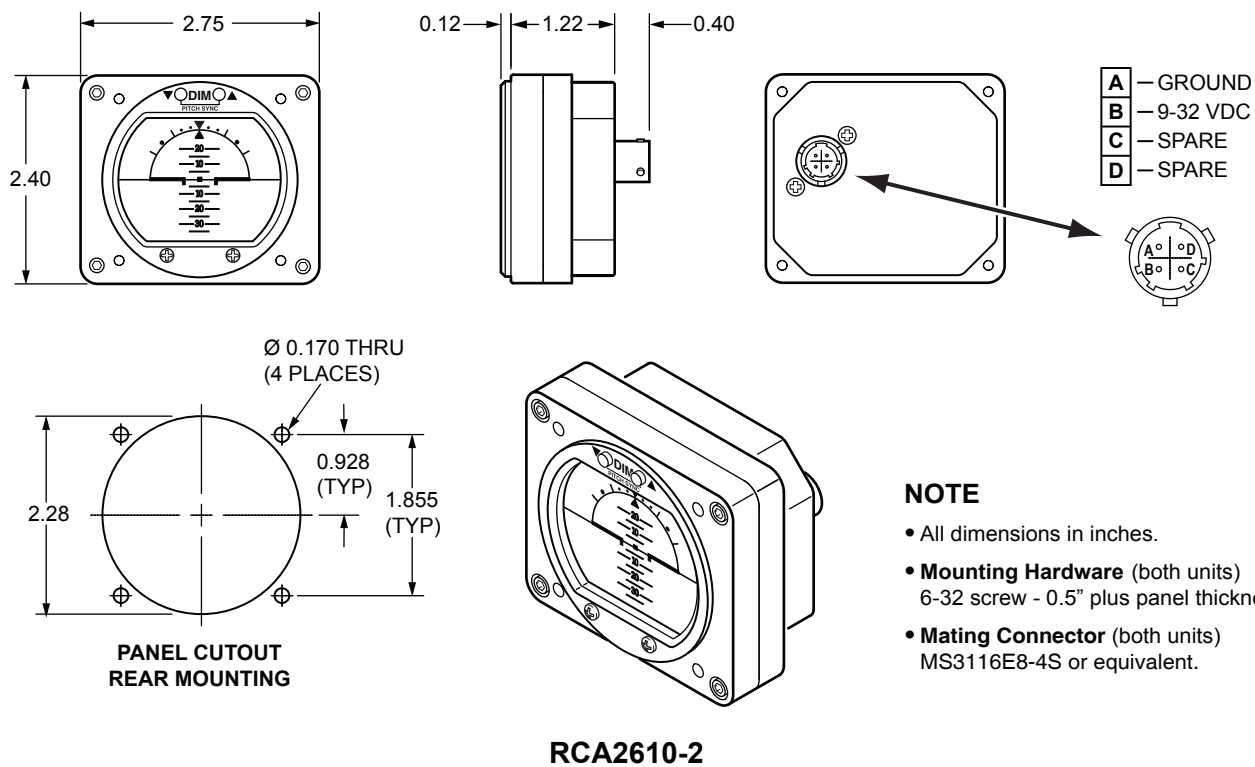
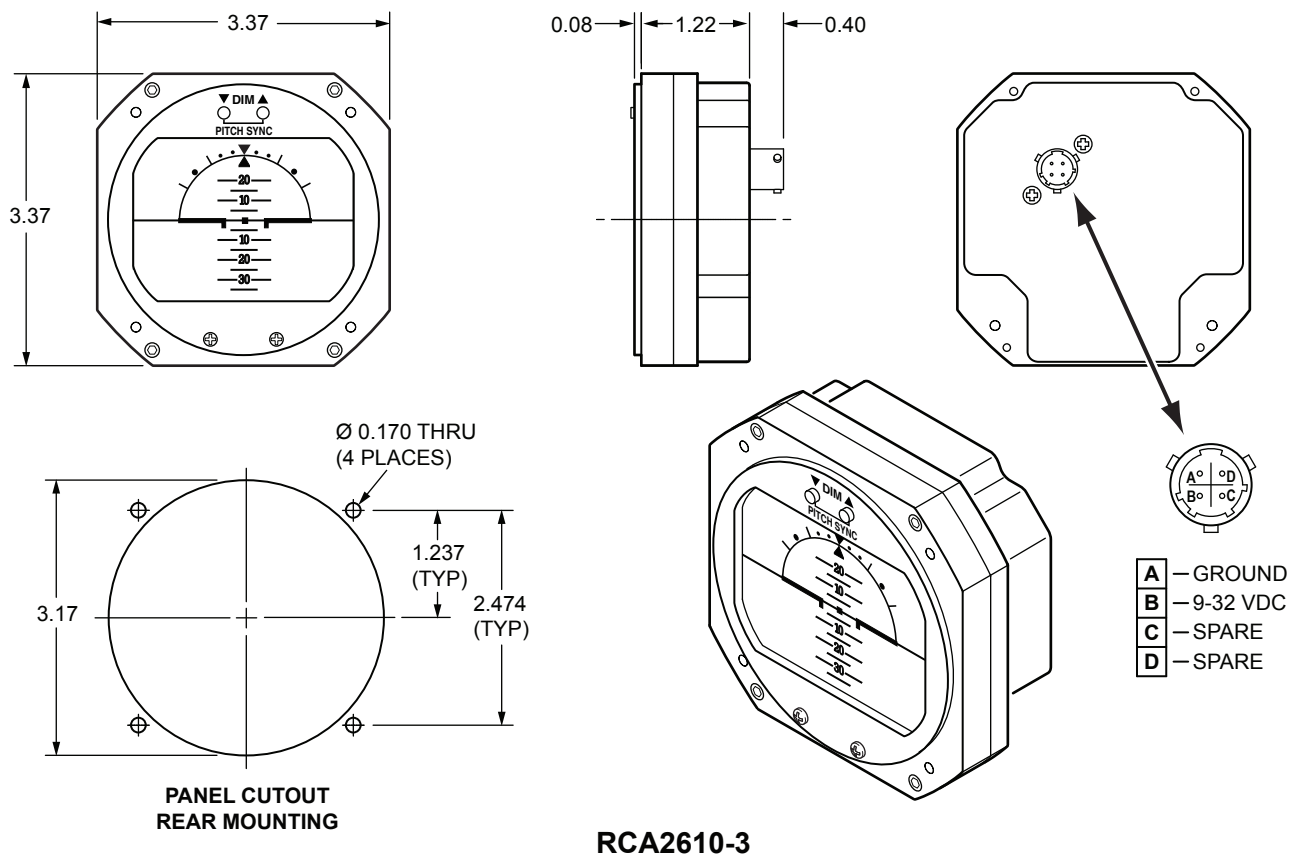
The panel tilt angle is set at the factory and must be specified at time of order.

Non-standard angles may require special orders through your supplier.

| | |
|---|--|
| <u>OPERATING VOLTAGE</u> | 9 to 32VDC |
| <u>RUNNING CURRENT</u> | (14VDC system) 0.20 AMPs MAX (28VDC system) 0.18 AMPs MAX |
| <u>CIRCUIT BREAKER SIZE</u> | 2 AMP |
| <u>SETTLING ERROR</u> | 1° MAXIMUM IN ROLL AND PITCH |
| <u>OPERATING TEMPERATURE RANGE</u> | -30° TO +50° C |
| <u>DIMENSIONS</u> | SEE FIGURE 1 |
| <u>FAA SPECIFICATION CONFORMANCE</u> | TSO-C4c, TSO-C113a, DO-160F & DO-178B |
| <u>EASA SPECIFICATION CONFORMANCE</u> | ETSO-C4c and ETSO-C113a |

Visit us at: www.kellymfg.com

July 2017



NOTE

- All dimensions in inches.
- **Mounting Hardware** (both units)
6-32 screw - 0.5" plus panel thickness
- **Mating Connector** (both units)
MS3116E8-4S or equivalent.

Figure 1, General Dimensions of the RCA2610-3 and RCA2610-2